

product manual

bulthaup b2

Validity

Valid as of July, 1 st, 2009.

Prices

The price details represent non-binding recommended prices in Euro exclusive of VAT.
The first number of the type designation specifies the relevant product group.

Examples:

19 M 160 (19 = product group 19)

62 ZSK 3 (62 = product group 60)

Please note the different pricings of the various product groups.

Terms of delivery and payment

Orders placed with bulthaup are subject to our "General Conditions of Delivery and Payment", as accepted by the buyer at the time of placing the order.

Five-year limited warranty

As a sign of the high quality of our products, we offer a five-year limited warranty on every bulthaup kitchen.

The guarantee takes effect from the date of delivery.

This warranty covers the proper functioning and quality of workmanship of all parts manufactured by bulthaup.

For bulthaup electrical appliances we offer a limited warranty of 24 months.

Terms of warranty

1. The warranty applies only when the guidelines contained in the bulthaup cleansing and maintenance manual are fully adhered to. The warranty becomes void if the equipment is mishandled or inadequately cared for, or if the buyer attempts to rectify damage, without the prior agreement of bulthaup, either himself or through the aid of a third party.
2. The warranty does not cover damage caused on the premises of the buyer by natural wear and tear, damp, high ambient temperatures, or other climatic and environmental influences, nor effects due to the physical properties of wood.
3. Electrical appliances and any parts not manufactured by bulthaup are subject only to the terms of warranty of the respective manufacturer.

bulthaup cannot accept complaints arising from the peculiarities of the materials, poor maintenance or incorrect fitting.

Note

Please use our order forms to ensure that all necessary information is provided.

We reserve the right to alter the specification as the need arises, in line with the company's policy of continuous technical improvement. No responsibility is accepted for colour variations, or for errors including printing errors in this system list.

Further information from

Bulthaup GmbH & Co KG
84153 Aich/Landshut
Germany

Phone +49 8741 80 0
Fax +49 8741 80 309
www.bulthaup.com



Programme:

2HF1

Veneer

for
Kitchen tool cabinets
Housing units

Colour:



LD Oak natural



LB Walnut natural

Programme:

2CNN Stainless steel

Colour:



39 Stainless steel

2HMN Wood



LF Oak

2HM2 Wood

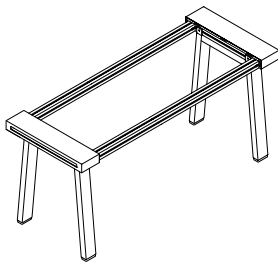


LG Walnut

2STN Stone



LH Sandstone grey



Workbench

Leg module incl. chuck jaws (each 18 cm wide)
 Stainless steel
 2 traverses
 Depth 75 cm
 Sealing profile, 5 mm wide.
 The workbench can be equipped individually with 160, 120, 80 or 40 cm wide modules. A special sealing profile is placed between the modules.
 The working height can be steplessly adjusted from 89 cm to 93 cm.

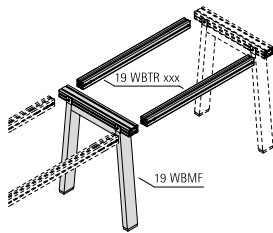
276 cm wide **19 WB 276** xxx
 width of modules 240 cm

236 cm wide **19 WB 236** xxx
 width of modules 200 cm

196 cm wide **19 WB 196** xxx
 width of modules 160 cm

156 cm wide **19 WB 156** xxx
 width of modules 120 cm

For workbench lengthening: 19 AND TRK Included in price.
To monitor your order.
 Because of the central-leg frame, the crossbars of the workbench are shortened.



Workbench extension

By using a central foot and two traverses that are inserted between the clamping jaws, the workbench can be extended.
 Example: 19 WB 236 (236 cm) + 19 WBMF (0 cm) + 19 WBTR 200 (200 cm) = Total width 436 cm
 Total width of the worktop modules = 400 cm

Central foot for workbench **19 WBMF** xxx

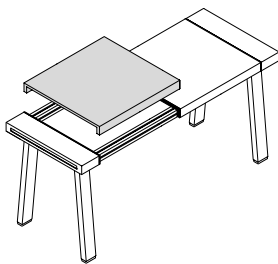
2 workbench traverses

120 cm wide **19 WBTR 120** xxx

160 cm wide **19 WBTR 160** xxx

200 cm wide **19 WBTR 200** xxx

240 cm wide **19 WBTR 240** xxx



Worktop module

7.5 cm thick
 Sealing profile, 5 mm wide.
 Edge with radius

40 cm wide **19 M 40** xxx xxx - -

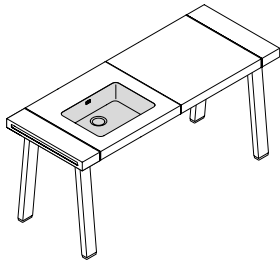
80 cm wide **19 M 80** xxx xxx xxx xxx

120 cm wide **19 M 120** xxx xxx xxx xxx

160 cm wide **19 M 160** - - xxx -

Distances for cut-outs:
 from the front edge 12 cm, to each side 8 cm

2HMN	2HM2	2CNN	2STN
------	------	------	------

**Under-worktop sinks, stainless steel**

welded under stainless steel
cast under stone

with overflow

55 x 40 x 19 cm

45 x 40 x 19 cm

35 x 40 x 19 cm

without overflow

55 x 40 x 19 cm

45 x 40 x 19 cm

35 x 40 x 19 cm

A separate installation cover (19 IB W / 19 IB B)
must be provided for each basin.

Distances for under-worktop sinks:

from the front edge 12 cm, to each side 8 cm

2HMN	2HM2	2CNN	2STN
------	------	------	------

19 ES 55 - - xxx xxx

19 ES 45 - - xxx xxx

19 ES 35 - - xxx xxx

19 ES 55 U - - xxx xxx

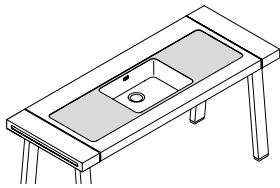
19 ES 45 U - - xxx xxx

19 ES 35 U - - xxx xxx

**Plumbing kit**

Special range for outlet to the wall or floor.
For with / without overflow.

19 AG 1 C xxx

**Functional flat basin, stainless steel**

150 x 45 cm, with a recess depth of 4 mm
welded under stainless steel

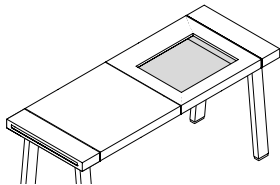
no gradient

Sinks will be welded to functional flat basin.

19 FFB 90 - - xxx -

19 FFB 150 - - xxx -

2HMN	2HM2	2CNN	2STN
------	------	------	------

**Cut-out, rectangular**

incl. heatproof shelf, metal, with insulation
Opening for flexi-tube in the middle
max. installation dimensions for hob:
Height 130 mm / depth 530 mm

19 AUS - - xxx xxx

Cut-out, flush

others as above

19 AUS F - - xxx xxx

Installation of bulthaup gas hob

welded under stainless steel top layer

For gas hob 637 KG 120 T

See product manual bulthaup b3.

incl. heatproof shelf, metal, with insulation

19 AUS 120 KGC - - xxx -

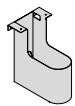
Hole drilled for mixer tap

Order mixer tap separately.

See product manual bulthaup b3.

19 AUS M - - xxx xxx

2HMN	2HM2	2CNN	2STN
------	------	------	------

**Installation cover, wall**

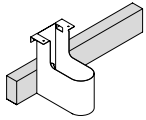
H x W: 36 x 15 cm

For water inlet and outlet directly behind the sink.

The installation channel can be planned behind the installation cover

19 IB W

xxx

**Installation channel on the wall**

H x D: 16 x 8 cm, max. 150 cm long

Stainless steel

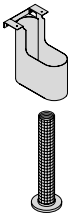
To conceal pipes that are not located directly behind the sink.

Cut-out during installation.

19 IK W

per m

xxx

**Installation cover, floor**

H x W: 36 x 15 cm

Flexi-tube Ø 10 cm

Interior Ø 9 cm

Aluminium, 100 cm long

Wire-mesh sheathing.

Stainless steel panel, Ø 20 cm.

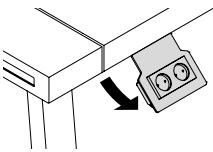
19 IB B

xxx

19 IFS 90

xxx

Also suitable for concealing gas pipes or electricity cables.

**Socket block**

2 sockets

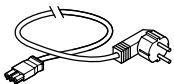
Element always folds back under the workbench.

Connecting cable 15 cm long (system plug).

Specify country code page 21.

19 ST 2K

xxx

**Main cable, 200 cm**3 x 1.5 mm²

with mains plug and system socket

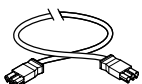
62Z AKS 200

t

xxx

Planning:

Specify country code page 21.

**Connecting cable**3 x 1.5 mm²

with system plug and system socket

300 cm long

62Z VK 300

t

xxx

130 cm long

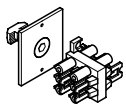
62Z VK 130

t

xxx

Planning:

connection of the connecting cable to the mains cable or terminal block.

**Terminal block**3 x 1.5 mm²

1 system plug and 3 system socket

x = 5.2, y = 3.5 cm

62Z VBP 3

t

xxx

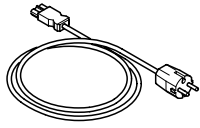
**Cable clips**

5 pieces

For installing all cables on the workbench.

19 KC 5

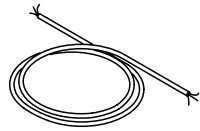
xxx

**Main cable, 200 cm**

3 x 1.5 mm²
Wire-mesh sheathing.
with mains plug and system socket
Specify country code page 21

62Z VS K3

t xxx

**Electric cable**

without mains plug and system socket
wire-mesh sheathing

3 x 1.5 mm²**62Z SK 3**

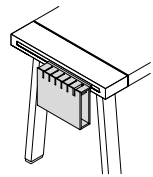
per m

t xxx

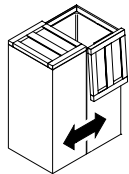
5 x 2.5 mm²**62Z SK 5**

per m

t xxx



**Equipment for handing items to the right
and left of the workbench (page 12).**

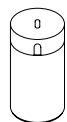
**Waste element**

Stainless steel casing with 2 wooden covers.
D x W x H: 57 x 33 x 71 cm
1 container, plastic, 32 litres
2 containers, plastic, 8 litres each
4 castors, fixed

19 ME 2

2HMN	2HM2
xxx	xxx

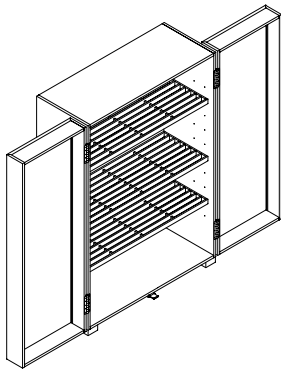
Suitable for Swiss rubbish bags.

**Container for gas bottle**

Ø 33 cm, 62 cm high
Stainless steel
For all commercially available European gas
bottles 11 kg.

19 CG

xxx

**Kitchen tool cabinet**

W x H x D: 132 x 187.5 x 70 cm
 2 storage doors, W x H x D: 65.8 x 182.5 x 16.5 cm
 with aluminium profiles to accommodate the holding rails
 2 wooden grilles, adjustable, maple, 45 cm deep
 central wooden grill fixed in position
 Rear wall
 2 plinth, 5 cm high
 Safety brackets

19 WS 132

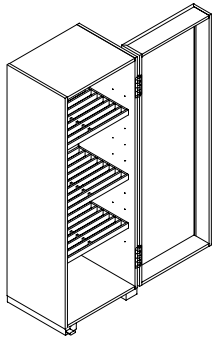
2HF1

xxx

Planning:

plan 70 cm of space for the left and right doors when opened.

Secure against tilting!

**Kitchen tool cabinet**

W x H x D: 65.8 x 187.5 x 70 cm
 1 storage door, W x H x D: 65.8 x 182.5 x 16.5 cm
 with aluminium profiles to accommodate the holding rails
 2 wooden grilles, adjustable, maple, 45 cm deep
 central wooden grill fixed in position
 Rear wall
 2 plinth, 5 cm high
 Safety brackets

19 WS 66 L/R

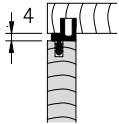
2HF1

xxx

Planning:

Plan 70 cm of space for the left or right door when opened

Secure against tilting!

**Visible rear wall**

1.9 cm thick
 for 132 cm wide units
 for 65.8 cm wide units
 with circumferential 4 mm wide gap
 incl. anti-tilt bracket to the floor

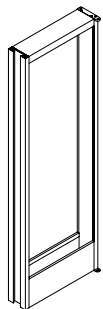
19 A 70

2HF1

xxx

19 A 71

xxx

**Frame storage door**

Aluminium
 59 cm wide
 for 19WS132

19 RT 59 L/R

xxx

55 cm wide
 for 19WS66 / 19GWS132SBS

19 RT 55 L/R

xxx

Planning:

The frame door is fitted on the hinge side of the unit.

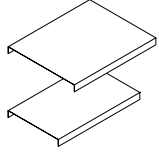
With 19 WS 66, the frame door can be fitted on the other side of the unit.

This is only possible if the latter is not combined with an appliance housing cabinet.

When installing frame storage doors, 34 cm deep wooden grilles are supplied.

Order holding rails and equipment separately.

Equipment for kitchen tool cabinet

**Shelf for appliances for slatted shelf**

Aluminium

D x W x H: 45 x 56 x 4 cm

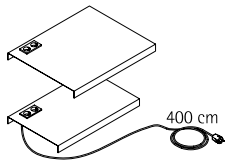
19 A 16

xxx

D x W x H: 34 x 56 x 4 cm (for frame storage door)

19 A 17

xxx

**Shelf for appliances for slatted shelf with 2 sockets**

Aluminium

Main cable, wire-mesh sheathing with mains plug.

D x W x H: 45 x 56 x 4 cm

19 A 16 ST

xxx

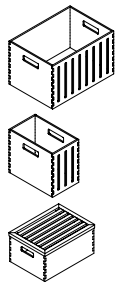
D x W x H: 34 x 56 x 4 cm (for frame storage door)

19 A 17 ST

xxx

Planning:

Specify country code page 21.

**Wooden container, maple, large**

W x D x H: 39 x 30 x 25.5 cm

19 A 24

xxx

Wooden container, maple, small

W x D x H: 18 x 30 x 25.5 cm

19 A 25

xxx

Bread container, maple

W x D x H: 34.5 x 25 x 17 cm

with lid as bread-cutting board

19 A 26

xxx

Slatted shelf for kitchen tool cabinet

Maple

for 19WS132

D x W x H: 45 x 127.5 x 4 cm

19 A 10

xxx

for 19WS132

D x W x H: 34 x 127.5 x 4 cm (for frame storage door)

19 A 11

xxx

for 19WS66

D x W x H: 45 x 61.5 x 4 cm

19 A 14

xxx

for 19WS66

D x W x H: 34 x 61.5 x 4 cm (for frame storage door)

19 A 15

xxx

for 19GWS132BS

D x W x H: 45 x 63,7 x 4 cm

19 A 14 GWS

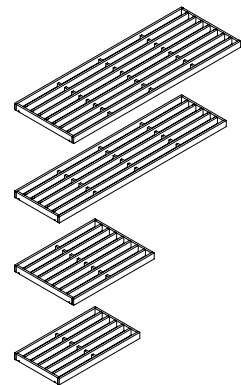
xxx

for 19GWS132BS






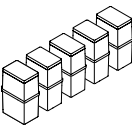


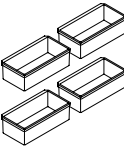
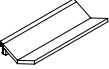
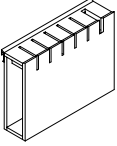

D x W x H: 34 x 63,7 x 4 cm (for frame storage door)

19 A 15 GWS

xxx



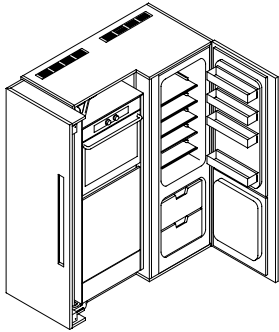
**Equipment for storage door and frame storage door.
Completed sets should be ordered on the next page.**

6 x 	6 holding rails 62.9 cm wide, for storage door	19 A 01 6	xxx
	54 cm wide, for frame storage door 19 RT 59	19 A 02 6	xxx
	50,5 cm wide, for frame storage door 19 RT 55	19 A 03 6	xxx
 12 x	12 universal hooks, long for e.g. glasses Length of hook 14 cm.	19 A 30 12	xxx
 12 x	12 universal hooks, medium for e.g. cups Length of hook 7.5 cm.	19 A 31 12	xxx
 12 x	12 universal hooks, short for e.g. colander, hand towels	19 A 32 12	xxx
 12 x	12 stemware holders for wine and champagne glasses	19 A 33 12	xxx
	5 large containers W x H x D: 8.5 x 20 x 13 cm approx. 1.3 litres White plastic, transparent lid.	19 A 20 5	xxx
	5 medium-sized containers W x H x D: 8.5 x 13 x 13 cm approx. 0.75 litres White plastic, transparent lid.	19 A 21 5	xxx
	6 small containers W x H x D: 5.2 x 8.5 x 9 cm approx. 0.2 litres White plastic, transparent lid.	19 A 22 6	xxx
	4 storage bins W x H x D: 25 x 7.5 x 13 cm plastic white	19 A 23 4	xxx
	Kitchen roll holder W x H x D: 28 x 5 x 13 cm Maple	19 A 40	xxx
	Knife holder for 5 knives and 1 carving steel W x H x D: 34 x 26 x 8 cm Knife blade max. 24 cm long. Maple	19 A 41	xxx
	Clipboard for notepad W x H: 17.5 x 26 cm Maple	19 A 42	xxx

<p>Equipment set for the storage doors of kitchen tool cabinet 19WS132 consisting of: 5 large containers 5 medium-sized containers 6 small containers 4 storage bins 12 holding rails, 62,9 cm wide 12 universal hooks, long 12 universal hooks, medium 12 universal hooks, short 12 stemware holders</p>	19 A 101	xxx
<p>Equipment set for the storage door of kitchen tool cabinet 19WS66 / 19GWS132BS consisting of: 5 large containers 5 medium-sized containers 6 small containers 4 storage bins 6 holding rails, 62,9 cm wide 12 universal hooks, medium 12 universal hooks, short 12 stemware holders</p>	19 A 102	xxx
<p>Equipment set for 19 RT 59 frame storage door consisting of: 5 large containers 5 medium-sized containers 6 small containers 4 storage bins 6 holding rails, 54 cm wide 12 universal hooks, medium 12 universal hooks, short</p>	19 A 103	xxx
<p>Equipment set for 19 RT 55 frame storage door consisting of: 5 large containers 5 medium-sized containers 6 small containers 4 storage bins 6 holding rails, 50,5 cm wide 12 universal hooks, medium 12 universal hooks, short</p>	19 A 104	xxx

Please state make and model of appliance!
Appliances are not included in the price.

2HF1



Appliance housing cabinet

W x H x D: 132 x 187.5 x 70 cm

1 appliance storage door with swivel fitting

W x H x D: 65.8 x 182.5 x 16.5 cm

Recess height for:

- 60 cm tall appliance
- Dishwasher 86 / 86.5 cm high

1 front panel for dishwasher, aluminium

1 door, 182.5 cm high, 65.8 cm wide

1 fixed panel, aluminium

Recess height for 178 cm tall refrigerator.

For fridge with sliding hinge tecnic, or door fitted to the appliance front.

Rear wall

2 Ventilation grilles in the upper shelf

2 plinth, 5 cm high

Planning:

L/R specifies the doorhang of the appliance storage.

Specify country code (page 21).

Plan 39 cm of space for opening the left or right storage door.

Only dishwashers with integrated switch panel are possible. Plan connections for electricity, water and gas behind the fridge.

Secure against tilting!

19 GS 132 BSK L/R

xxx

Appliance kitchen tool cabinet

W x H x D: 132 x 187.5 x 70 cm

1 appliance storage door with swivel fitting

W x H x D: 65.8 x 182.5 x 16.5 cm

Recess height for:

- 60 cm tall appliance
- Dishwasher 86 / 86.5 cm high

1 front panel for dishwasher, aluminium

1 storage door, W x H x D: 65.8 x 182.5 x 16.5 cm

with aluminium profiles to accommodate the holding rails.

3 wooden grilles, maple, 45 cm deep

Rear wall

1 ventilation grille in the upper shelf

2 plinth, 5 cm high

Planning:

L/R specifies the side with the appliance storage door.

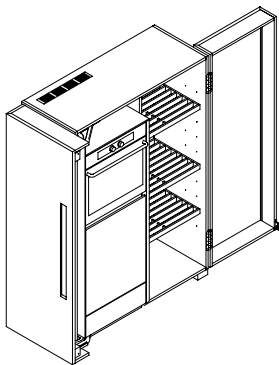
Specify country code (page 21).

Plan 39 cm of space to the side for opening the appliance storage door.

Plan 70 cm of space to the side for opening the kitchen tool cabinet in-door storage door.

Only dishwashers with integrated switch panel are possible. Plan connections for electricity, water and gas behind the appliances.

Secure against tilting!



19 GWS 132 BS L/R

2HF1

xxx

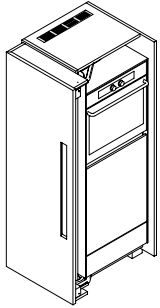
Installation kit for BSH?coffee maker

Installation strips for installation in the appliance housing cabinet.

19 SET GS 1

2HF1

xxx



Please state make and model of appliance!
Appliances are not included in the price.

2HF1

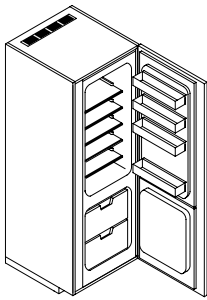
Appliance housing cabinet**19 GS 66 BS L/R**

xxx

W x H x D: 65.8 x 187.5 x 70 cm
1 appliance storage door with swivel fitting
W x H x D: 65.8 x 182.5 x 16.5 cm
Recess height for:
- 60 cm tall appliance
- Dishwasher 86 / 86.5 cm high
1 front panel for dishwasher, aluminium
Rear wall
1 ventilation grille in the upper shelf
2 plinth, 5 cm high

Planning:

Specify country code (page 21).
Plan 39 cm of space for opening the left or right storage door.
Only dishwashers with integrated switch panel are possible.
Plan connections for electricity, water and gas behind the appliances.
Secure against tilting!

**Appliance housing cabinet****19 GS 66 K L/R**

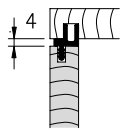
2HF1

xxx

W x H x D: 65.8 x 187.5 x 70 cm
1 door, 182.5 cm high
Recess height for 178 cm tall refrigerator
For fridge with sliding hinge tecnic, or door fitted to the appliance front.
Rear wall
1 ventilation grille in the upper shelf
2 plinth elements

Planning:

plan connection for electricity.
Secure against tilting!

**Visible rear wall**

1.9 cm thick
for 132 cm wide units
for 65.8 cm wide units
with circumferential 4 mm wide gap
incl. anti-tilt bracket to the floor

2HF1

19 A 70

xxx

19 A 71

xxx

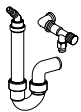
Spacer profile, 2 x**19 DPH**

xxx

W x H: 4 mm x 187.5 cm
For combinations of 65.8 cm wide units.

Planning:

to ensure that the doors open, a space of 4 mm must be provided between the units.

**Installation set for dishwasher****19 IS GS**

xxx

1 small angle valve (for pipe diameter 1/2")
1 flat siphon

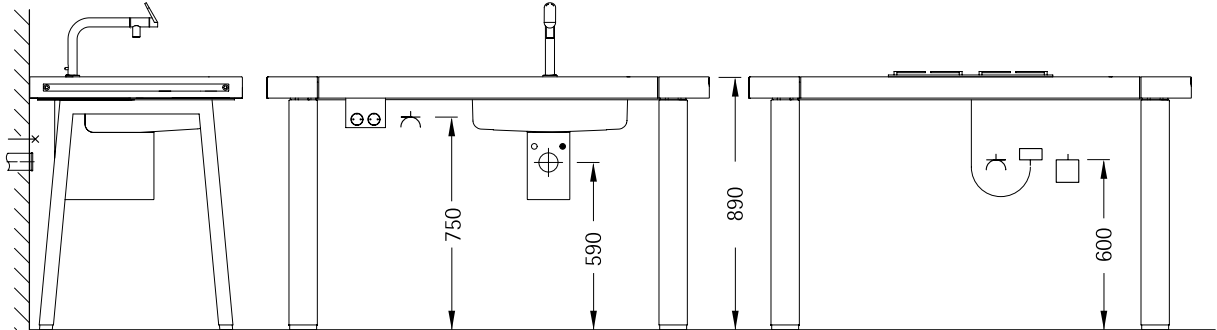
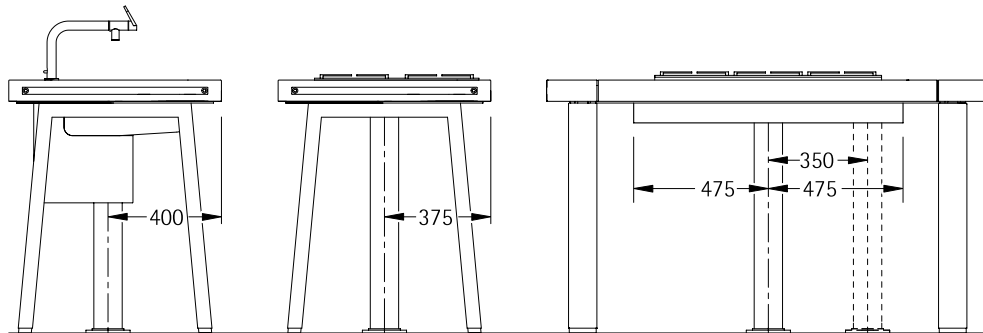
Planning:

to position the appliance housing cabinets as close to the wall as possible.



Installation dimensions

The dimensions are valid for a working height of 89 cm.




Wall-mounted**Freestanding****Heat-proof base for cut-out 19 AUS / 19 AUS F**

There are four different heat-proof bases (width 45 cm / 95 cm, visible height under the module 0.3 cm / 7 cm). A suitable heat-protective panel is supplied depending on the cut-out width and the hob height.




The 95 cm-wide heat-proof base has two connections for the flexi-tube. This heat-proof base is also used with the 60 cm-wide hob.

Code:

Electrical:

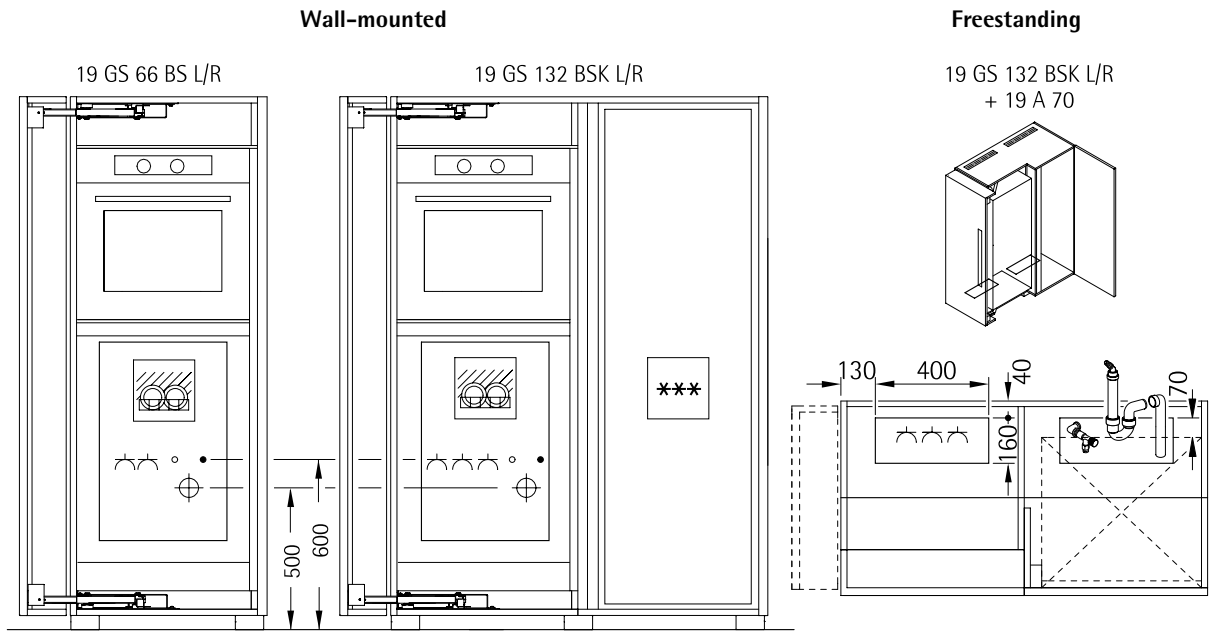
-  Socket 230 V
-  Power Point 380/220 v DS 10 kW
-  Gas point according to regulations

Plumbing:

-  W Hot water inlet 1/2"
-  K Cold water inlet 1/2"
-  A Waste 1 1/2"

Pipe Ø

Connections (electricity, gas, water) have to be carried out by qualified specialists according to the local regulations.



Planning:

Where the water connection is behind the dishwasher, the appliance housing cabinet has a distance of 15 mm to the wall. Plan the installation set 19ISGS for this.

With appliance housing cabinet 19GS132BSK, the water connection can be planned directly behind the refrigerator. This means that this unit can be placed directly on the wall. With this solution, the unit can also be set up freestanding in the room.

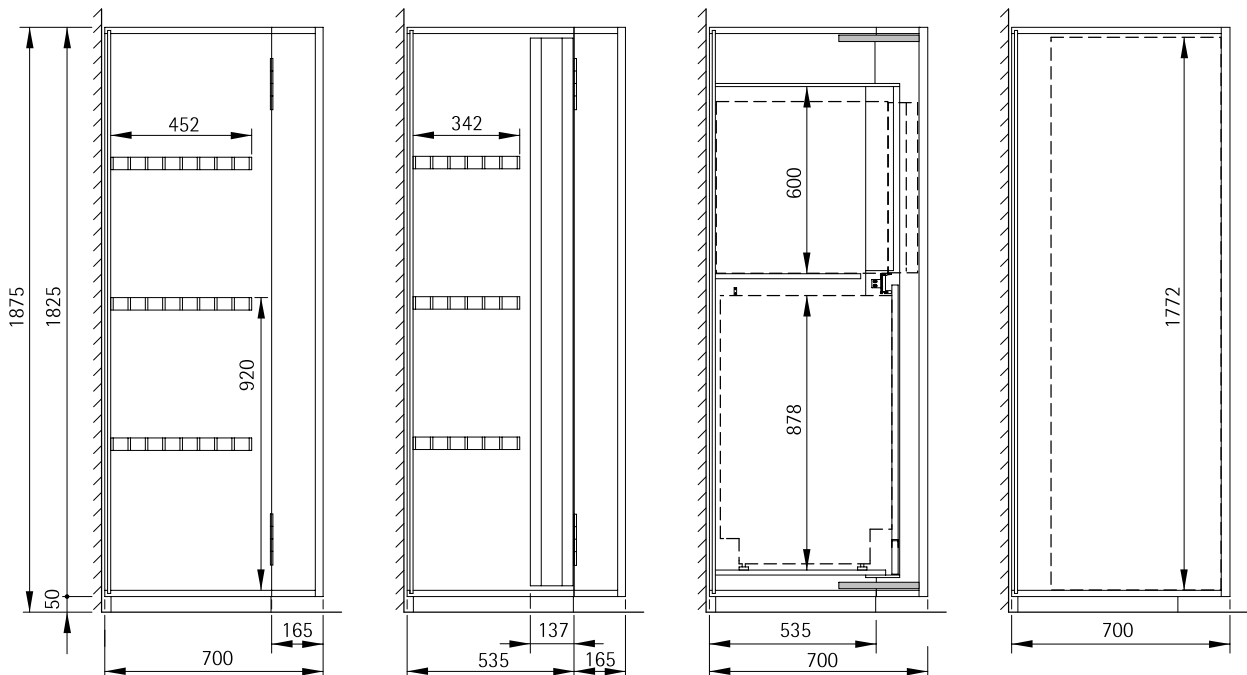
Appliance housing cabinets 19GS66BS / 19GWS132BS cannot be set up freestanding in the room. The space between the rear wall and the dishwasher is not adequate for the water connection.

Kitchen tool cabinet

Kitchen tool cabinet with frame storage door

Appliance housing cabinet with dishwasher and oven

Appliance housing cabinet with refrigerator

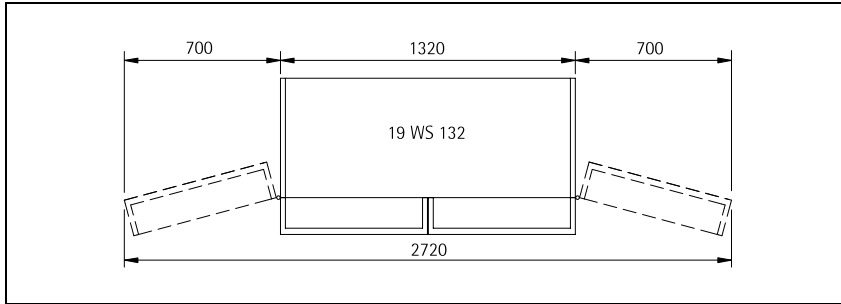


Planning dimensions for kitchen tool cabinets and appliance housing cabinets

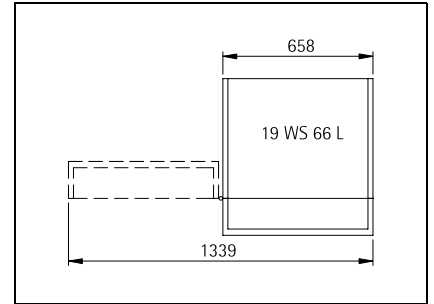
The elements are also possible the other way around.

All units have side plinth elements. 132 cm wide units and combinations are also supported in the centre.

The units must be secured on the wall or floor against tilting.

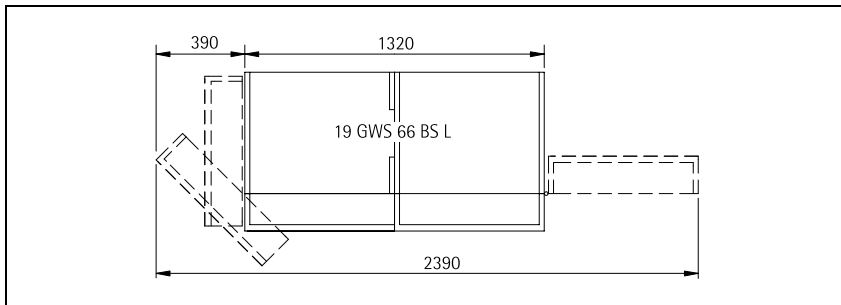


Kitchen tool cabinet 19 WS 132



Kitchen tool cabinet 19 WS 66 L/R

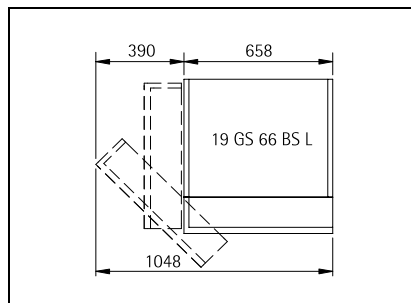
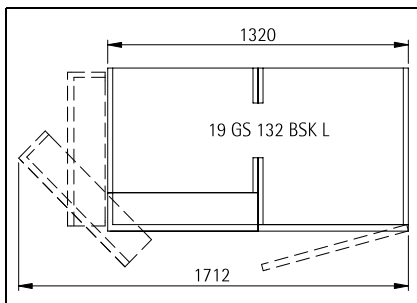
The kitchen tool cabinet can be installed into a wall recess up to 36 cm deep.



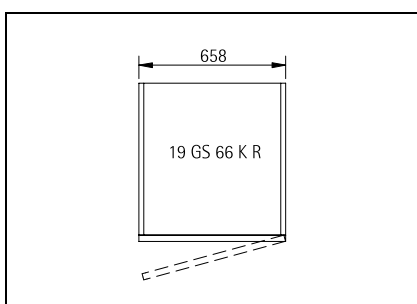
Housing units

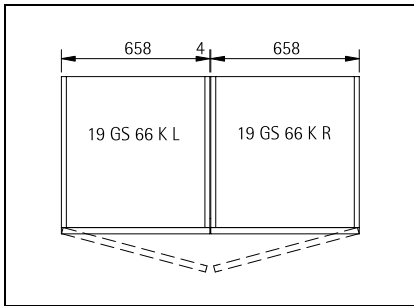
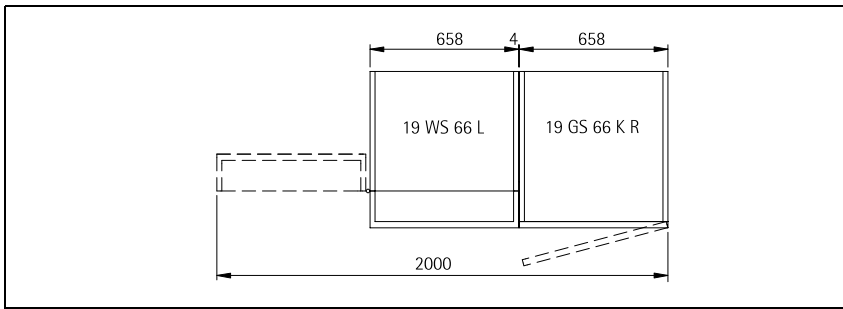
The left/right specification relates to the storage door in front of the oven / dishwasher combination.

Plan connections for dishwasher, oven and refrigerator.



The oven can only be operated with the storage door open. When the oven is switched on, the storage door cannot be closed (safety circuit).





With combinations of two elements, a 4 mm wide spacer strip is used inbetween so that the fronts do not collide.

Country codes

In the case of types with electrical installation, the country code of the supplier country must be provided when ordering.

- available
- 1** Approval not yet granted, please enquire.
- not possible

Country	No.	V / Hz	Socket block		
			Shelf for appliances for slatted shelf	Appliance housing cabinet	
			19 ST 2K	19 A 16 ST 19 A 17 ST	19 GS 132 BSK L/R 19 GWS 132 BS L/R 19 GS 66 BS L/R
Austria	114	230/50	•	•	•
Belgium	121	230/50	•	•	•
Brazil	129	220/60	•	•	•
Brazil	130	110/60	1	1	1
China	144	220/50	1	1	1
Canada	138	120/60	1	1	1
Croatia	153	230/50	•	•	•
Czech Republic	156	230/50	•	•	•
Denmark	157	230/50	•	•	•
Estonia	167	230/50	•	•	•
Finland	172	230/50	•	•	•
France	174	230/50	•	•	•
Georgia	181	220/50	•	•	•
Germany	182	230/50	•	•	•
Greece	185	220/50	•	•	•
Hong Kong	197	220/50	•	•	•
Hungary	198	230/50	•	•	•
India	200	230/50	•	•	•
Ireland	204	230/50	•	•	•
Iceland	199	230/50	1	1	1
Israel	205	230/50	•	•	•
Italy	206	230/50	•	•	•
Japan	208	110/50	1	1	1
Japan	209	110/60	1	1	1
Kazakhstan	211	220/50	•	•	•
South Korea	214	220/60	•	•	•

Country	No.	V / Hz	Socket block		
			Shelf for appliances for slatted shelf	Appliance housing cabinet	
			19 ST 2K	19 A 16 ST 19 A 17 ST	19 GS 132 BSK L/R 19 GWS 132 BS L/R 19 GS 66 BS L/R
Kuwait	216	240/50	•	•	•
Latvia	219	220/50	•	•	•
Lebanon	220	200/50	•	•	•
Liechtenstein	224	230/50	•	•	•
Lithuania	225	220/50	•	•	•
Luxembourg	226	220/50	•	•	•
Netherlands	251	230/50	•	•	•
Norway	260	230/50	•	•	•
Philippines	269	220/60	•	•	•
Poland	271	230/50	•	•	•
Portugal	272	230/50	•	•	•
Russia	277	220/50	•	•	•
Singapore	290	230/50	•	•	•
Slovakia	291	230/50	•	•	•
Slovenia	292	230/50	•	•	•
Spain	296	230/50	•	•	•
Sweden	303	230/50	•	•	•
Switzerland	306	230/50	•	•	•
Taiwan	308	110/60	1	1	1
Thailand	311	220/50	•	•	•
Turkey	316.	230/50	•	•	•
Ukraine	321	220/50	•	•	•
U.A.E.	322	220/50	•	•	•
United Kingdom	323	230/50	•	•	•
USA	324	120/60	1	1	1

The kitchen tool cabinet

The "bulthaup b2" kitchen tool cabinet carcass is made from veneered, high-quality lumber-core plywood. Sides and bases are dowelled and glued. Surfaces are resistant to heat and damp, antistatic, and hardwearing.

Rear panels

Rear walls of carcasses are made of 8 mm thick plywood, which is fluted so it is dustproof. For free-standing units, a 19 mm thick lumber-core plywood flush rear wall can be selected.

Storage doors

The kitchen tool cabinets are fitted with storage doors. The storage doors are 16 cm deep. They can be used to accommodate kitchen utensils, crockery and glasses.

Hinges

In order to bear the weight of the storage doors, special hinges have been developed. The opening angle is 180°.

Smooth doors in front of refrigerators are equipped with self-closing clip hinges made from metal. The opening angle is 105°.

Wood fronts

Top quality veneers are produced using traditional craftsmanship and care.

As natural wood is used, there is some variation of colour and grain. Wooden parts ordered at a later date may not represent a perfect match with units already installed.

Surface coating

Fronts are given an easy-care surface. This surface is completely harmless to foodstuff.

The varnishes are physiologically harmless and environmentally friendly.

All colour samples are always non-binding. Please note that it will take a short time before added parts will colour-match original fronts.

Frame storage door

The frame storage door made from aluminium profiles can also be installed in the kitchen tool cabinet. The frame storage door is fitted in the carcass using special hinges.

When installing frame storage doors, the slatted shelves are 34 cm deep.

Wooden grilles

The wooden grilles made from solid maple are 40 mm thick. Protection against slipping is provided by drilled metal compartment shelf supports with 3 mm thick pins.

Plinth element

The plinth elements are made from solid wood.

Height adjustability + 15 mm.

The adjustable feet can be adjusted through holes in the bottom shelf of the units.

Safety brackets

Units with storage doors must be secured to the wall or floor against tilting. Corresponding fittings are supplied.

The workbench

Leg module with chuck jaw made from stainless steel. Aluminium support profile. Inserted modules are clamped into place between the chuck jaws.

Sealing profiles are inserted between the modules in order to equalise width tolerances and to ensure a water-tight connection. The working height can be steplessly adjusted from 89 to 93 cm.

Stainless steel modules

Modules are polished horizontally. The surfaces have a mat finish.

Modules with solid wood layer

A solid wood layer is glued to a holding sheet.

The surface is protected against the penetration of moisture.

Sinks or hobs are not suitable for installation in solid wood.

Sandstone modules

Sandstone is surface-treated at the factory, and is therefore resistant to food and cleaning agents that are generally found around the home. Please note that, as with any natural stone, traces of wear, such as stains and patina, may remain visible. This is down to the nature of the material and should not be regarded as a fault.

Load capacity

The loading capacity of all parts provided as storage space have been tested in accordance with DIN 68 874.

Load capacity: 50 kg/m²

Fitting

Wall or ceiling mounts for kitchen elements must conform to the building regulations valid at the time.

The static load-bearing capacity of the walls and ceilings on-site must be checked and guaranteed.

Care

Please note for all materials the care instructions in the bulthaup b3 product manual (from page 43).

